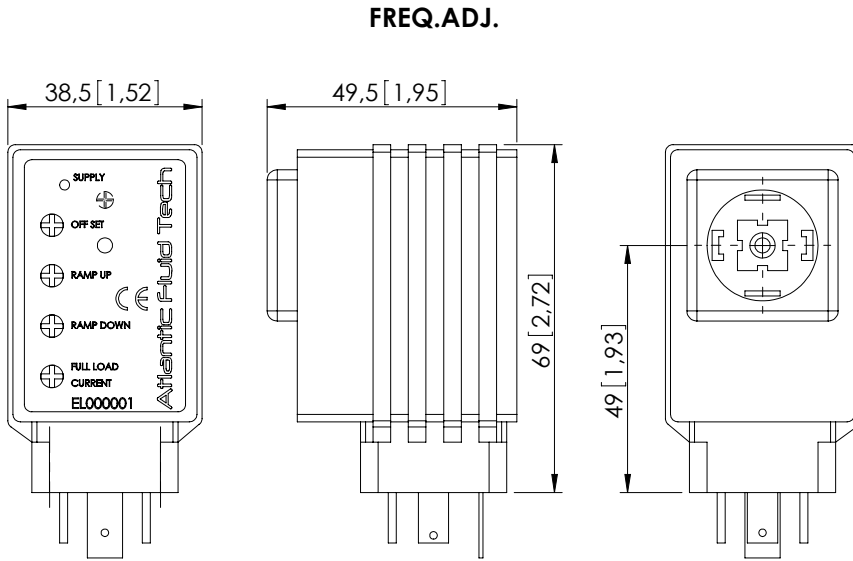
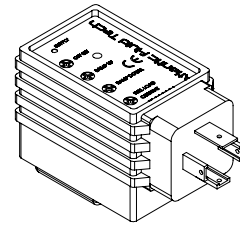


PROPORTIONAL VALVE CONTROLLER

**ELPC-030-SCCB**



Max torque 0,5 Nm [0,37 ft-lb]

**SPECIFICATIONS**

**Supply voltage:** 12 - 30 VDC  
Coil rating must be matched with supply voltage:  
 $R_{coil} < (V_{supply} - 1,5V) / I_{max}$

**Control input signal options:**  
**5KΩ external potentiometer**  
(accepts 2KΩ to 10KΩ), or 0-10 VDC signal  
(see connection diagram)

**Output current:** up to 2A

**Minimum current:** 0 - 0,6 A

**Max current deviation in temperature range:** 3%

**Ramp up / ramp down:** 0,1 to 10 sec  
Ramp setting independent from current range

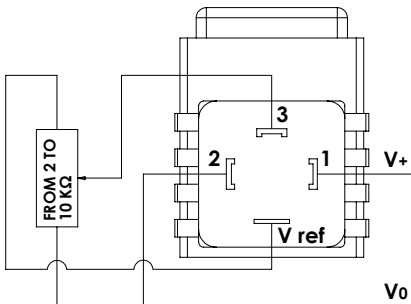
**PWM frequency:** 100 - 500 Hz

**Operating conditions:** -20 TO +70°C  
0 to 85% relative humidity

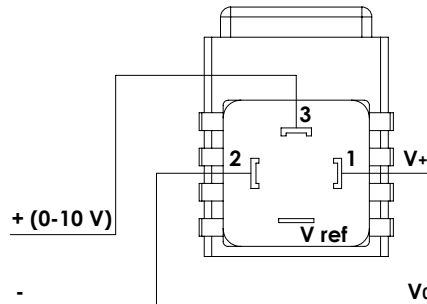
**Environmental protection:** IP65  
with cover and seals installed

**Connector type:** DIN 43650 - ISO 4400

**CONNECTION EXAMPLE WITH JOYSTICK OR POTENTIOMETER**



**CONNECTION EXAMPLE WITH ANALOGIC SIGNAL**



**IMPORTANT**

**DO NOT REMOVE controller from solenoid when energized to avoid the risk of damaging it**

**SETTING INSTRUCTIONS**

**SUPPLY:** led is on when current is supplied

**OFFSET:** to be used to set minimum current value (l/min-gpm), turn clockwise to increase setting

**RAMP UP:** to be used to set the ramp time from minimum (l/min-gpm) to maximum current value (l max-g max)

**RAMP DOWN:** to be used to set the ramp time from maximum (l max-g max) to minimum current value (l/min-gpm)

**FULL LOAD CURRENT:** to be used to set maximum current value (l max-g max), turn clockwise to increase setting

**FREQ. ADJ.:** this trimmer is inside the controller and is preset by factory, to be used to modify the PWM frequency

**ORDERING CODES**

Quick code	Description
EL000001	Proportional controller ELPC-030-SCCB

For other configurations/quick codes not available in this catalogue page please consult factory